



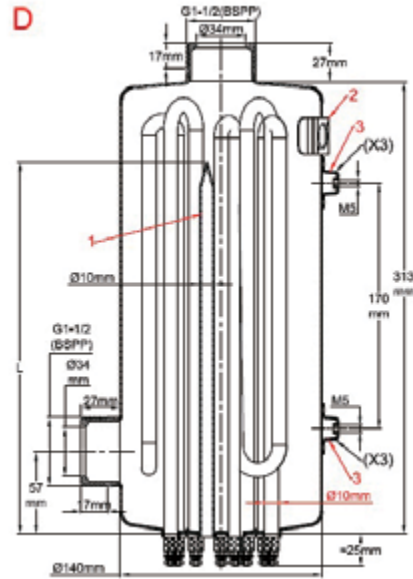
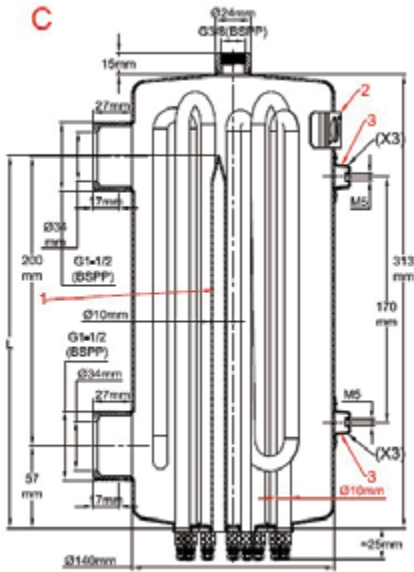
Standard liquids heaters

140 mm diameter, length 313mm, hairpin tubular heaters, 1 1/2" fittings

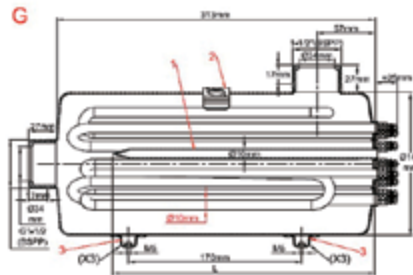
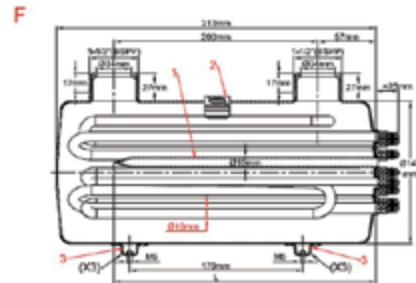
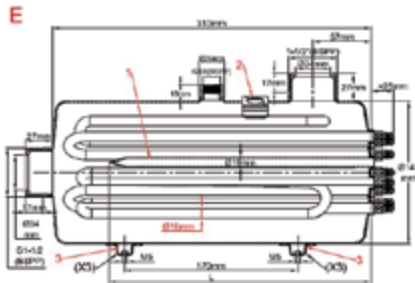
Diameter (mm)	Tank length (mm)	Mounting	Tubular heater Qty	Maximum power	Type
140	313	Vertical or Horizontal	3 or 6	9kw (3 x 2kW + 3 x 1 kW, 5W/cm ²) 18kw (3 x 4kW + 3 x 2 kW 10W/cm ²)	9SU731



Vertical (C, D)



Horizontal (E, F, G)





Diameter of the heater: 10mm

Tubular heater material: 316L (Incolloy 800 optional)

Quantity of tubular heaters: 3 or 6. The 6 heater version allows two stages in three-phase connection.

Body material: 304L stainless steel (316L optional)

Material fittings: 304L stainless steel (316L optional)

Inlet connection: Male 1"1/2 BSPP cylindrical (1"1/4 optional)

Outlet diameter: Male 1"1/2 BSPP cylindrical (1"1/4 optional)

Centre line inlet outlet: 200 mm.

Air vent thread: 3/8 BSPP (on models where it exists)

Thermowell (1): 304L stainless steel dia. 10x8.5 mm, length 260 mm for thermal cut-out (See thermal cut-out sub assembly models at the end of this catalog). Copper thermowell is available on request. This thermowell can also be used for a thermostat bulb or a temperature sensor.

Disc thermostat mounting bracket (2): 1 bracket for thermostat with extended cup (see thermostat models at the end of this catalog).

Wall mounting brackets (3): 3 x 2 M5 feet, 170mm center line distance, for wall mounting on 3 different sides. M5 brackets that are not used for wall mounting can be used for grounding.

Accessories: see end of this catalog

Standard products, 304L stainless steel tanks, hairpin 316L sheathed heaters

References	Style	Surface load (W/cm ²)	Heating element dia.	Qty of heating elements	Voltage (V)	Power (kW)
9SU731C6R0Z22E00	C	10	10	6	230-400	3 x 4 + 3 x 2
9SU731C690Z22E00	C	5	10	6	230-400	3 x 2 + 3 x 1
9SU731D6R0Z22000	D	10	10	6	230-400	3 x 4 + 3 x 2
9SU731D690Z22000	D	5	10	6	230-400	3 x 2 + 3 x 1
9SU731E6R0Z22E00	E	10	10	6	230-400	3 x 4 + 3 x 2
9SU731E690Z22E00	E	5	10	6	230-400	3 x 2 + 3 x 1
9SU731F6R0Z22000	F	10	10	6	230-400	3 x 4 + 3 x 2
9SU731F690Z22000	F	5	10	6	230-400	3 x 2 + 3 x 1
9SU731G6R0Z22000	G	10	10	6	230-400	3 x 4 + 3 x 2
9SU731G690Z22000	G	5	10	6	230-400	3 x 2 + 3 x 1

Power values are the maximum possible values for a given surface load. It is possible to reduce the power by reducing the surface load.

Because of permanent improvement of our products, drawings, descriptions, features used on these data sheets are for guidance only and can be modified without prior advice